




QUARTERLY REPORT OF REVENUE AND OTHER RECEIPTS
As at the Quarter Ending December 31, 2021

Department : Department of Labor and Employment (DOLE)
 Agency : Professional Regulation Commission
 Operating Unit : Central Office
 Organization Code (UACS) : 16 008 0100000
 Fund Cluster : 01 - Regular Agency Fund

Classification/Sources of Revenue and Other Receipts	UACS CODE	REVENUE TARGET (Annual) per BESF	Actual Revenue and Other Receipts Collections					Cumulative Remittance/Deposits to Date			Variance		Remarks
			1st Quarter Ending March 31	2nd Quarter Ending June 30	3rd Quarter Ending Sept. 30	4th Quarter Ending Dec. 31	Total	Remittance to BTr	Deposited with AGDB	TOTAL	Amount	%	
1	2	3	4	5	6	7	8=[(6+(-)7)-8+9]	9	10	11=(9+10)	12=(8-3)	13=(12/3)	14
Regular Agency Fund		1,032,169,000.00	287,507,319.16	126,985,422.61	251,498,307.86	219,676,442.86	885,667,492.49	0.00	889,608,440.54	889,608,440.54	(146,501,507.51)	-14 %	
Revenue Collections		1,032,169,000.00	287,507,319.16	126,985,422.61	251,498,307.86	219,676,442.86	885,667,492.49	0.00	889,608,440.54	889,608,440.54	(146,501,507.51)	-14 %	
Cash Revenue		1,032,169,000.00	287,507,319.16	126,985,422.61	251,498,307.86	219,676,442.86	885,667,492.49	0.00	889,608,440.54	889,608,440.54	(146,501,507.51)	-14 %	
Non-Tax		1,032,169,000.00	287,507,319.16	126,985,422.61	251,498,307.86	219,676,442.86	885,667,492.49	0.00	889,608,440.54	889,608,440.54	(146,501,507.51)	-14 %	
Registration Fees	4020102000	144,274,000.00	4,345,270.00	3,089,495.00	5,972,710.00	9,667,130.00	23,074,605.00	0.00	23,110,875.00	23,110,875.00	(121,199,395.00)	-84 %	
Licensing Fees	4020106000	307,579,000.00	174,461,709.00	81,884,618.00	147,935,274.00	141,967,696.00	546,249,297.00	0.00	548,969,540.60	548,969,540.60	238,670,297.00	78 %	
Other Verification and Authentication Fees	4020111099	127,630,000.00	62,936,792.00	25,159,497.00	44,698,719.00	38,426,526.00	171,221,534.00	0.00	169,423,414.00	169,423,414.00	43,591,534.00	34 %	
Fines and Penalties - Service Income	4020114000	23,767,000.00	7,073,580.20	2,827,789.00	4,903,789.00	4,573,255.80	19,378,414.00	0.00	21,754,337.20	21,754,337.20	(4,388,586.00)	-18 %	
Other Service Income	4020199099	16,630,000.00	4,828,967.96	3,353,223.61	6,046,845.86	4,312,035.06	18,541,072.49	0.00	18,781,213.74	18,781,213.74	1,911,072.49	11 %	
Examination Fees	4020203000	412,289,000.00	33,861,000.00	10,670,800.00	41,940,970.00	20,729,800.00	107,202,570.00	0.00	107,569,060.00	107,569,060.00	(305,086,430.00)	-74 %	
TOTAL		1,032,169,000.00	287,507,319.16	126,985,422.61	251,498,307.86	219,676,442.86	885,667,492.49	0.00	889,608,440.54	889,608,440.54	(146,501,507.51)	-14 %	

Certified Correct:

 RASETE S. E. RAZONABE
 Accountant
 Date: 2022-05-11 13:36:24

Recommending Approval:

 JOSE A. ABUNDO
 Director IV, PMFS
 Date: 2022-05-11 13:42:52

Approved By:

 TEOFILO S. PILANDO, JR.
 Agency Head
 Date: 2022-05-11 13:44:10